

# ASIMS / AM-Win Newsletter

---

## Contents

[Current AM-Win Version](#)

[What We Are Working On](#)

[Product of the month](#)

[Tips & Tricks](#)

[Tech News](#)

[Industry News](#)

[New Staff / Events / Staff Profiles](#)

[Customer Spotlight](#)

[Recipes](#)



# Version 11.057

---

**Version 11.057** is the current version available on our website at [www.am-win.com.au](http://www.am-win.com.au)

The features in this version are as follows:

## Version 11.036

- Feature added to limit users from finalising low margin jobs, orders and POS sales
- Option to disable a location from showing in Location Inventory Lookup
- Private notes from highlighted customer no longer get placed under new customer
- Customer Code change bug fixes
- Goods In - bug fixes for stock on hand qty and allocation getting updated
- Job No added to Stock Enquiry Screen
- Ability to set the Security Level for Low Margin Jobs
- For Low Profit Jobs, password is required if set in Control File
- Lightning Integration - Option added to select posting date
- Option added - New Jobs will default to having Booked and Due date as blank
- Cheque field removed from Floorplan payment as it was duplicated by the reference field
- Sales Module sales invoice format 3 now checks customer and prospect for ABN number
- Sales module > Accessories fixed to have Enter key work on Price field when adding parts/Rev/Labour
- Sales module accessories fixed to allow labour or revenue as first line

## Version 11.037

- Overseas Postcodes will no longer get cut off for customer and supplier windows
- Levy in Job Invoicing, enable to enter Discount as 100%
- Customer Master File > Enable both Monthly account Fee and Monthly Fee percent
- Clone to Customer no longer showing error
- Existing job for Asset can now be accessed from Asset Sales screen
- Full Fleet number now can be seen when viewing the Job Item from Customer Masterfile
- Sales Module fixed for suspended items not to show in Hire List. Availability window now has Type filter option.
- Screens fixed to no longer switch around after printing or emailing
- Ability added to change security level required to delete jobs from Workshop Diary
- Customer order select window - added option to sort by Init column
- Supplier purchase order export added for Wacker
- New sales report "Sales Person Generated Sales" report added
- Assethire > Reports > Hire > Locations & Customer - add option to sort by location or customer
- Creating job from sales module now brings across a due date



# Version 11.057

---

**Version 11.057** is the current version available on our website at [www.am-win.com.au](http://www.am-win.com.au)

The features in this version are as follows:

## Version 11.042

- National Parts locator feature updated to allow Multi Locations to each have individual files
- Feature added to allow reversing a supplier allocation payment
- A "Customer Price" dropdown selection added to Stock Sales by Group report. The report will only show sales for customers with the selected stock price
- Change stock code now updates the last modified date using the current computer date
- For Job Invoicing, the "Print Stock Code" option is now based on what is selected in the Customers Masterfile
- Sales Module - Asset register now has a record counter
- Bug fixed to allow Branch Stock Lookup to be shown for non ARB users
- Sales Module - Bug fixed so that GST does not rise when clicking on the Finance button
- Purchase order now has right click option to show new Other Stock window
- Short key for Scheduler Log Notes changed from Alt to Alt-N
- Negative Payments are now allowed to be reversed
- Customer Details tab in Jobs now displays user defined field labels

## Version 11.046

- System option added to auto select "Do Not Publish" for new stock created
- Ignore Created Date added to Remove Redundant Stock by Sales Date option in AMWTools
- Remove Redundant Stock by Sales Date option in AMWTools changed to remove parts if the Created, Purchased and Sales date is prior to the selected date
- Multi Location - Add to bucket fixed to have location based on Stock Location selected from Multi Location setup
- Customer payments print fixed to allow for more than one copy
- Job Checkin Checklists can now be selected from Amwin Jobs
- History Log added to scheduler by using ALT-N when a task is opened
- Repco URL default to be blank to allow for correct address to be inserted
- Default description when using the Quick Deposit changed to "Account Payment"
- Status column added to Workshop Diary



# Version 11.057

---

Version 11.057 is the current version available on our website at [www.am-win.com.au](http://www.am-win.com.au)

The features in this version are as follows:

## Version 11.056

- Customer Order - Landscape formats fixed (formats 2, 7, 8, 10, 11 ) to print landscape instead of portrait.
- Multi Currency Exchange Rate Trial Balance report updated to show more information
- AMWTools new option option added to fix transaction balance totals for Multi Currency/Exchange Rates under Others > Check FX Rates
- Purchase Order printing labels loading time fixed
- Option added to be able to reprint Purchase Order Recipient created tax invoice
- Trial Balance report fixed to use Multi Currency figures if applicable
- Suppliers and Reference for parts on jobs fixed to keep correct information when adding to bucket and then creating purchase order
- Job Reprice fixed so sell price do not update using deal sheets when "Cost Only" is selected
- Employee Location window now uses same access level as set for Control System in Security Control
- Fix Delivery Address, AMWTools option, fixed to no longer clear state and postcode for addresses that were already correct
- Change Stock Ledgercode for Groups, AMWTools option, now have increased ledger ranges available
- Repco settings moved from AMWIN.INI to database to allow for multiple data set settings
- Bursons settings moved from AMWIN.INI to database to allow for multiple data set settings
- Option added to allow users to set up custom Labels in AMOnline and then bring them to AM-Win under Others > Maintenance
- Customer Orders - Print and Email option fixed to open email after printing
- Daily Sales report fixed to include multi currency figures if applicable
- Log file updated so the description of deleted invoices is now "Deleted" instead of "Changed"
- Invoices fixed to no longer have long suburb names entered as delivery addresses cut off
- Stock Enquiry window enhanced to show correct order number at bottom of the screen
- Sales Module - Right click option to reprint a recipient created tax invoice
- Repco Integration updated to use Repco new webhook
- Statement Manager fixed to not bring up outlook when Attach Batch Invoices is ticked
- Reversing payments with bundled allocation improved to update balance and unalloc correctly
- Hubspot - Integration enhanced to only sync customer with option "Sync to CRM" ticked
- Jobs fixed to no longer be held after closing from Masterfile tabs WIP, SIP, EST
- Purchase Order Export fixed to no longer send order if it is ticked as "No"
- Goods In enhanced so that Order No will be the same as Purchase Order number if only one item in the queue
- AMWTools Redundant Stock Removal option added to remove items that have no groups
- Journal Entry updated to allow for Multi Currency entry
- Sales Module adding Accessories fixed to import GST values correctly



# Version 11.057

---

Version 11.057 is the current version available on our website at [www.am-win.com.au](http://www.am-win.com.au)

The features in this version are as follows:

## Version 11.056

- Sales Module Accessories bug fixed to no longer add invalid stock items when clicking close button after no items were selected
- Do Not Publish field added to Winparts
- Repricing Job Kits fixed to no longer add GST on Labour and Revenue that is Cost Ex GST
- Multi Location set up screen has "Letterhead" now changed to "Letterhead/Remittance" for more accuracy
- Fixed "Add to Bucket stock order" to not carry across customer information into the bucket

## Version 11.057

- Sales Module - Completing a sale which adds the information to the Job Item Masterfile fixed to add full name in the customer name field
- Sales Module - Deposits can no longer be taken against quotes, it must be accepted first
- Job Kit Summary now show labour/revenue price even if it is manually updated
- Purchase Asset updated to set the location (same change was previously made for Catalog button)
- Customer Payments improved so after entering first payment, the tab key will go to Method instead of Cash Out
- Sales Module - Sales order will no longer auto find jobs for Catalog Items (will still auto find for non catalog items)

# What We Are Working On

---

## Android Mobile App

We have completed the workshop application for Android and are now working on other features of the application including job bookings, sales orders, add to bucket etc.

## iOS Stock Take

We have finished developing a single stocktake function for iOS and currently working on a batch stock take function for both iOS and Android devices with iOS being the first priority.

## Yamaha Integration

We have now completed the Yamaha integration and waiting on testing by Yamaha prior to its release. This will be of great benefit to numerous customers we have who are Yamaha dealers.

## Staff Productivity Dashboard

We are currently working with several customers to produce a substantial staff productivity dashboard and reporting which will also include graphs and the ability to include incentives for staff who meet targets.

## Podium Integration

We are currently working on an integration with Podium, which provides advanced SMS and CRM capabilities.

## New Stihl Integration

AM-Win has been selected as one of only a few organisations in Australia to be involved in their new pilot program to integrate our DMS software directly into Stihl via an API interface.



# Product of the Month




## Do your Stocktaking Easier this Year!

Throw away your clipboards and grab your mobile devices, the new Stocktaking app is here.

No need to install another application, the feature will show on your AM-At-Work app as soon as you're licenced!

You can do both Single and Batch stocktaking with the data going straight into your AM-Win

Scan stock items using your iOS Device and even with a handheld scanner attachment!

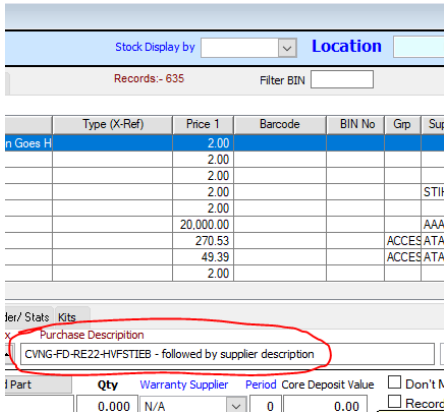


CONTACT US TO GET A QUOTE

[READ MORE](#)

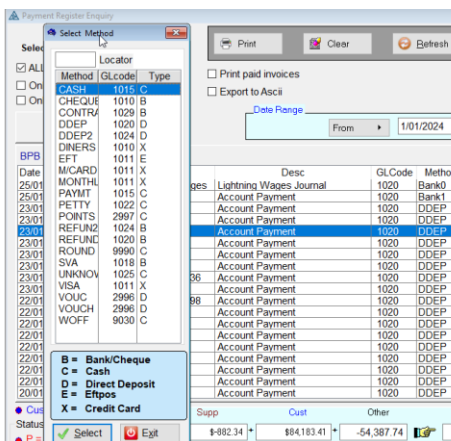


# Tips & Tricks



## Part numbers that are longer than 20 characters

If you are having trouble entering stock codes into the stock master file due to the code being too long. You can enter the full stock code into the Purchase Description. Our development team will be modifying this for a more efficient way.



## Changing the payment method

If you would like to change the payment method for a particular invoice. Simply go into the Enquiry menu and select the Payment Register. Right click on the payment, select "Change payment method" and choose new payment method from list.



## Lightning Payroll: Backing up and Quarantine

Since Lightning Payroll is a desktop application, the data is safely stored in your own computer. We recommend you make yourself familiar with the backup features in the program.

Please view the following link for instructions: <https://www.amonline.com.au/HelpOnline/Level3/ViewTopic/9360>

Sometimes Lightning Payroll may be attacked or misclassified as spyware by your security software. This can happen and is known as a false positive.

Please view the following link for more information: <https://www.amonline.com.au/HelpOnline/Level3/ViewTopic/9361>





# Tech News – Google’s new way to search

---

## Google has announced two new ways to search online using AI.

“Radically more helpful” is what Google is saying about their new features to search anything online.

Google are quietly testing a new and much more advanced way for mobile users to search information on their mobile screens.

They call it Circle to Search, just as the name suggests, users will simply circle, highlight or simply scribble in anyway on an image and by using the new AI technology built into their phones, can bring up information relevant from Google.

Additionally, users can simply point their mobile phones towards the subject of interest, to take a photo (or they can simply upload an image from their phone).

By using the Google application, the user can ask a question to get the information.

An example given by Google was looking at a board game and asked how the game was played.

These features will be showcased in the Galaxy 24 smartphone lineup as well as other Android smartphones.

“We have only scratched the surface” they stated in their press release.

Google, Samsung and countless more technology companies are racing to expand their horizons on AI and to get it released to the public.

Since the release of ChatGPT, a revolutionary piece of software released by Microsoft that was launched in November 2022. This was found more superior to a standard Google search and in doing so Google has pushed into integrating AI into most of its products.

This is expected to bring up to \$4.4 Trillion annually.

Since the release of ChatGPT, Microsoft has been considered the most valuable company in the world, over taking Apple in January 2024.



## Scam Alert – Australia Post

One of the most common and concerning scams going around at the moment are emails and SMS messages from scammers who appear to be from Australia Post. These are messages regarding their couriers attempting to deliver your package to the address provided, but no one was there to collect it. Or they may say that the delivery address was invalid and they request you update your address by clicking on the link provided.

### Please be advised:

Australia Post will never contact you via call, text or email regarding personal or financial information.

Which includes any passwords, credit card details or account details.

They will not contact you to request payment or to click an email link to print off a label to redeem your package.

Please refer to the image as seen on the Australia Post website.

It is advised on their website, that once you select

“schedule Re-Delivery” the link will lead to a site that is designed to steal your personal information.

If you believe you have been affected by this scam

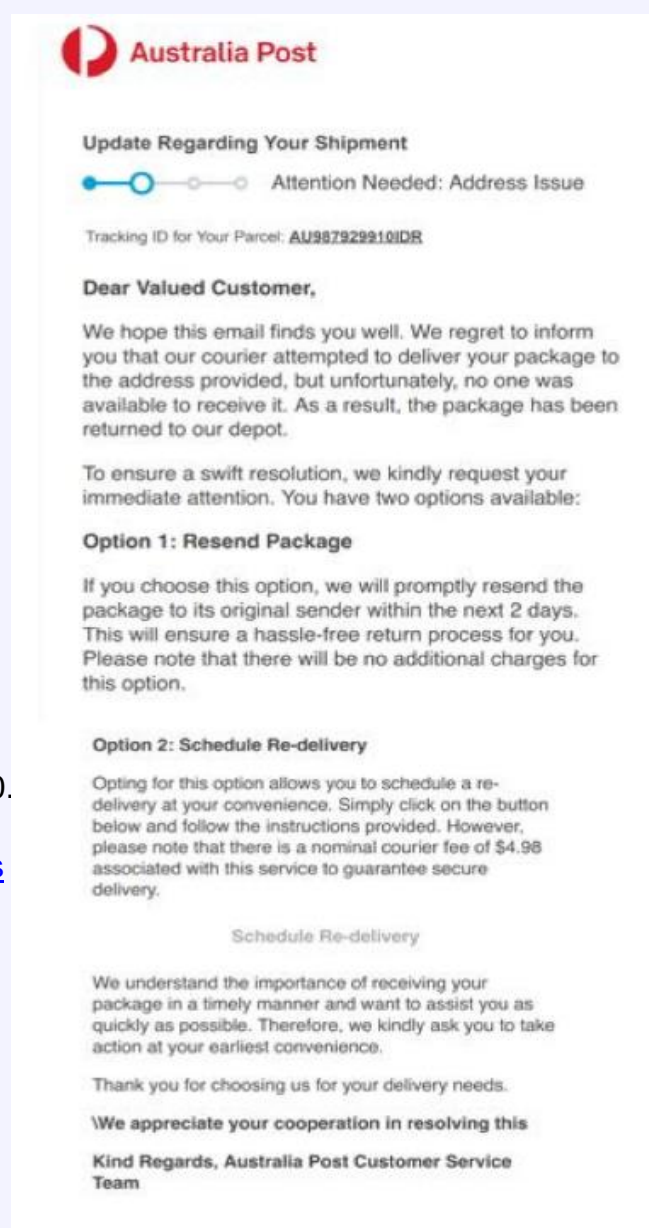
it is advised to contact iDCare on 180 595 160.

You can also refer to their fact sheet.

<https://www.idcare.org/fact-sheets/sms-scams>

Australia Post:

<https://auspost.com.au/about-us/about-our-site/online-security-scams-fraud/scam-alerts>



# Industry News

## Stage 3 tax cuts for lower-income earners.

### Australia prime minister Anthony Albanese strongly indicates beneficial tax cuts for lower-income earners.

The labour government's reform of the stage 3 tax cuts signifies an alteration of the original tax cut package, which was created in 2019 under the Morrison government.

The heavy weighting of the original package towards those on the highest incomes was considered a difficult to rationalise the economic environment of this time.

Given the irregular impact of the cost of living on low and middle-income earners, the variation is seen as a way to provide financial relief for taxpayers.

From July 1 2024, the 37 per cent marginal tax rate was to be abolished for those earning more than \$120,000 a year, and the 32.5 per cent tax rate was to be reduced to 30 per cent for people earning between \$45,000 and \$200,000. This would have meant that there would be a single 30% tax bracket for everyone earning between \$45,000 and \$200,000. For earnings above \$200,000, the current 45% tax rate would be retained.

But as originally designed, the tax cuts delivered most of the benefit to those on high incomes. So, nothing at all for people earning \$45,000, only \$875 for people earning \$80,000 but a whopping \$9,075 for people earning \$200,000

Prime minister Anthony Albanese has released the following proposed changes:

- A cut in the 19% tax rate to 16%. Which will save \$804 for those on taxable incomes of \$45,000.
- A cut in the 32.5% tax rate to 30% for incomes between \$45,000 and \$135,000.
- Keeping the 37 per cent rate but increasing the threshold for it to apply to \$135,000.
- Keeping the current 45% tax rate but increasing the threshold to \$190,000. Which is \$10,000 less than the original design.

Focusing on the low and middle income taxpayers; The savings will be able to be issued more broadly as the tax cuts package remain the same overall.

## New Staff / Events / Staff Profiles

---



### New Software Coordinator, Alicia!

A big welcome to our new junior software coordinator, Alicia!

She will be working closely with our software team to administer software upgrades.

Graduating year 12 last year, she is now heading into the software field. Alicia is planning on commencing tertiary education at WSU.

Welcome to the team, Alicia!




### New Admin Assistant, Aina!

Another big welcome to our new admin assistant Aina. Her role will include answering phones and general administrative duties. Aina is a year 12 graduate and a highly experienced volleyball player. She has been playing since her earliest memories and is a very valuable team member to the Vostok Volleyball club.

We are very excited to have her on board.

## Customer Spotlight



Based in Rockingham WA, this family-owned business has been offering Western Australia top quality service and customer satisfaction since their opening in 2013. Experts in all things 4WD this hard-working team specialises in ARB 4x4 accessories, James Baroud rooftop Tents, MITS Alloy Tray and Canopy's and camping accessories

They also like to get involved with volunteer groups to give back and support their community. These include the Free Reformed Church, Starlight Foundation, Soul Runners, Rockingham District Darts Association and Pindari Restoration House. With an awesome team of 22 and counting, they are in process of building a brand-new ARB store. They participate in business open days and enjoy spoiling the team with a BBQ lunch.

Attached is a link to a YouTube video of Adventure 4x4 have uploaded to share their 10-year journey. <https://www.youtube.com/watch?v=UtM6vInEXnY>

### TESTIMONIAL

In our pursuit of optimal growth and industry alignment, we recently underwent a significant transformation in our computing infrastructure. Formerly relying on the Biscount system, which served us well but had limitations on our expansion, we decided it was time for a change. After thorough research, AM-Win emerged as the standout choice for us. In November 2019, we made the decisive move to adopt the AM-Win computer system, and it has proven to be a game-changer for our company.

The transition has been seamless, and we've experienced a remarkable enhancement in our ability to grow and adapt to industry demands. AM-Win not only met but exceeded our expectations. Their responsiveness and commitment to understanding and incorporating our ideas have been commendable.

We haven't looked back since making the switch, and our journey with AM-Win has been nothing short of exceptional. Kevin, Mel, and the entire team have played a pivotal role in making this transition smooth and successful. As we continue on this path of progress, we are excited to share our success story and express our gratitude to the AM-Win team for their fantastic support. Thank you for being part of our journey. – Ben Bergsma and Clayton Dekker



## Recipe – Roasted Pumpkin Salad with Honey and Balsamic Dressing

---



### INGREDIENTS:

- 1.75kg butternut pumpkin, deseeded, cut into 2cm-thick pieces
- Olive oil cooking spray
- ½ cup pine nuts
- 200g baby spinach

### Honey and Balsamic dressing:

- ¼ cup honey
- 2 tbsp Balsamic Vinegar
- 1 tbsp olive oil

### METHOD

#### Step 1

Preheat oven to 250°C. Line 2 baking trays with baking paper. Place pumpkin in a single layer on trays. Spray with oil and turn to coat. Season with salt and pepper. Roast pumpkin, turning once, for 20 minutes or until golden and tender. Set aside to cool to room temperature.

#### Step 2

Meanwhile, heat a small, non-stick frying pan over medium heat. Add pine nuts. Cook, stirring for 3 minutes or until golden.

#### Step 3

Make honey and balsamic dressing: combine honey, vinegar and oil in a screw top jar. Secure lid and shake to combine. Remove lid. Microwave on HIGH (100%) for 10 seconds or until honey is melted. Replace lid. Shake until well combined.

#### Step 4

Place spinach and pumpkin in a large bowl. Sprinkle with pine nuts. Drizzle with dressing. Season with salt and pepper. Serve.

# Croissant Sausage Rolls

---



## INGREDIENTS:

- 250g beef mince
- 250g beef sausages, casings removed
- 35g (1/2 cup) fresh breadcrumbs
- 1 egg, lightly whisked
- 3 tbs tomato sauce, plus extra, to serve
- 1/2 tsp Tuscan seasoning
- 3 sheets puff pastry, just thawed
- 1 egg yolk, lightly whisked

## METHOD

### Step 1

Preheat oven to 220C/200C fan forced. Line a baking tray with baking paper.

### Step 2

Place beef mince, sausage, breadcrumbs, egg, tomato sauce and seasoning in a bowl. Stir until well-combined.

### Step 3

Cut each sheet of pastry diagonally into 4 triangles. Spoon the beef mixture into a piping bag.

### Step 4

Pipe mixture along the longest edge of each pastry triangle. Brush exposed pastry with a little egg. Roll up pastry from the longest edge to enclose mixture and form a croissant shape. Place on the prepared tray and brush with egg. Repeat with remaining mixture, pastry and egg.

### Step 5

Bake for 30-35 minutes or until puffed and golden.

### Step 6

Serve with extra tomato sauce.